

## REMEMBER

- The single worst decision you can make in a flood is driving your vehicle into floodwaters of unknown depth.
- It's easy to misjudge the depth of floodwater, particularly at night.
- Beware when crossing a bridge or road covered by floodwater, it could be completely washed out.
- Do not take anything heavy or unnecessary with you when you escape. Everything is unnecessary in this situation except your life and the lives of those around you.



**Emergency 9-1-1**  
**Police Non-Emergency**  
**713-884-3131**

*For General Information, Contact  
Your Local Police Station*

*or*

*Contact Public Affairs at  
713-308-3200*

*For more information, visit  
[www.houstonpolice.org](http://www.houstonpolice.org)*



*Keep Houston*  
**SAFE**



The most common type of all natural hazards is FLOODING!


This is particularly true for Houston. Being prepared is a vital step toward protecting your life.

## What Are The Facts

- **Harris County is vulnerable to flooding year-round and NOT just during Hurricane Season** - Per the Harris County Flood Control District, Harris County has experienced flooding in every month. Of the 18 major flooding events in Harris County since 1989, only five have come from tropical storms or hurricanes.
- **Spring and Fall** - Flooding tends to be more common in the spring and in the fall when stalling frontal systems and moisture are present over the area.
- **Flood Related Deaths** - In 2015, flash and river floods claimed 176 lives. Of the 176 deaths, 112 (64%) were killed in a vehicle, likely trying to cross a flooded road. Of those vehicle related deaths, 25 occurred in the state of Texas.
- **According to studies** - about 400 people die every year in the United States from vehicle related drownings which include vehicular accidents.


## Basic Safety Tips

- If it is not necessary to leave your home or place of employment, DON'T!
- Avoid walking or driving into or through flood waters.
- Just 6 inches of moving water can knock you down, and 2 feet of water can sweep your vehicle away.
- DO NOT go past or drive around barricades. They are there for a reason.



- If you find yourself submerged in water, DO NOT use your cell phone.
- You have approximately 30 seconds to one minute to get out of your vehicle before it submerges. Time is Critical.
- Keep your emergency escape tool easily accessible and within reach at all times.

**\*\*Disclaimer:** HPD does not endorse any one brand, however it is highly recommended the escape tool have a hardened steel tip and recessed seatbelt cutter. The tool may NOT work on windows that are made with laminated glass instead of tempered glass\*\*



## What to do if you find your vehicle in water

- Remain calm and focus on the situation at hand.
- Unbuckle your seatbelt and then unbuckle your children. If you are unable to remove a seatbelt use your car escape tool to cut the seatbelt.
- You will want to open the window as soon as you hit the water.
- You only have a few seconds to get the door open. Once the vehicle has started to sink it is near impossible to open the door.
- If you are unable to roll the window down, use an emergency escape tool to shatter the window. \*See Disclaimer\*
- Look to children first. Heave them out the window and up toward the surface as best you can.
- Swim out through the window and to safety.



**Stay Calm, Have a Plan,  
Make Your Escape**